

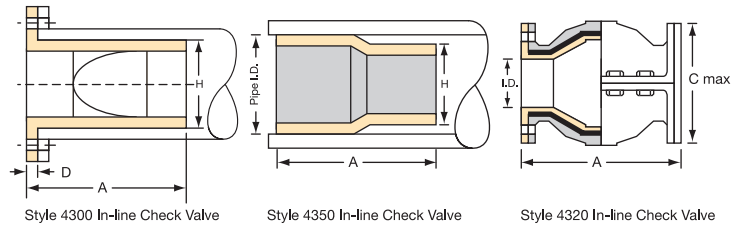
Flex-Valve®

Duck-Bill In-Line Check Valves

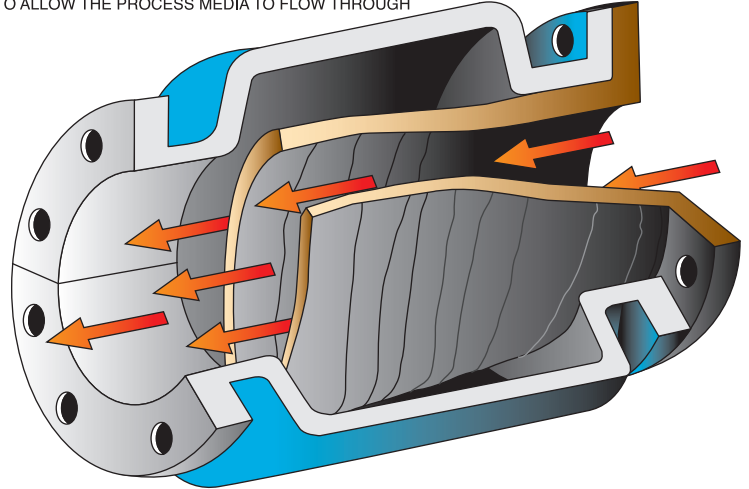
Series 4300

Features:

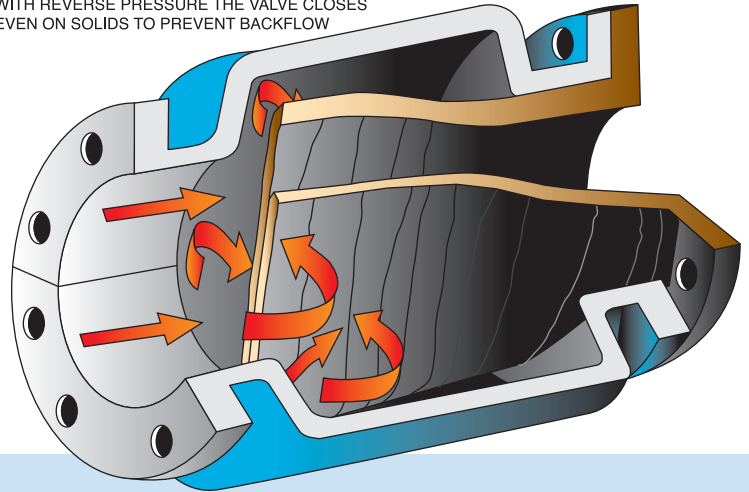
- Reliable and cost-effective alternative to conventional in-line check valves
- Eliminates backflow and seals around entrapped solids
- Rugged all-elastomer construction in a full variety of materials
- Maintenance-free operation with no mechanical components that can corrode or seize
- Lower head loss than conventional check valves
- Will open with as little as 1" W.C.
- Quiet operation (non-slamming)
- Non-plugging
- Excellent corrosion and abrasion resistance
- Versatile construction for a wide range of applications
- Style 4300 and 4350 are manufactured to fit inside standard pipe. No valve body is required, making them cost effective and ideal for difficult applications including: tank outlets, floor drains, sewer interceptors, overflow systems, retention basins and manhole outlets. The smaller bill width will increase the pressure drop and will maintain a maximum of 75% of the full port area. Style 4300 is bolted in place between two flanges. Style 4350 is secured in place with an expandable clamp.
- Style 4320 is manufactured for full flow with a minimum pressure drop. The enclosed body is provided with flush and clean out ports for ease of maintenance.



THE FLEXIBLE-VALVE IN-LINE CHECK VALVES OPEN WITH LINE PRESSURE TO ALLOW THE PROCESS MEDIA TO FLOW THROUGH



WITH REVERSE PRESSURE THE VALVE CLOSES EVEN ON SOLIDS TO PREVENT BACKFLOW



DIMENSIONS

Pipe Size	STYLE 4300 & 4350		STYLE 4320			Height C
	Length A	Flange O.D. C	Flange Thickness D	Height H	Length A	
2	6	6	1/2	1-7/8	8-1/2	6-1/2
3	6	7 1/2	1/2	2-7/8	11-1/4	8
4	8	9	3/4	3-7/8	11-1/2	10-3/4
6	12	11	3/4	5-7/8	14	14
8	14	13-1/2	3/4	7-7/8	19-1/2	17-1/4
10	16	16	3/4	9-7/8	24-1/2	22-3/4
12	20	19	1	11-7/8	27-1/2	24-3/4
14	24	21	1	12-3/4	31	27-3/4
16	26	23-1/2	1	14-3/4	34	31-1/4
18	28	25	1	16-3/4	38-1/2	35
20	32	27-1/2	1	18-3/4	40	42-3/4
24	34	32	1	22-3/4	51	45-1/2

Notes: 1) For full product specifications and installation instructions, see SPEC4300-1, SPEC4350-1, SPEC4320-1 and ININ4300-1, ININ4350-1, ININ4320-1, respectively. 2) All dimensions expressed in inches. Contact General Rubber for sizes not shown and higher pressure ratings. 3) Customer to provide head pressure and maximum back pressure when ordering.

